

GETTING STARTED


1

Power on audio interface




2

Power on Mac Mini



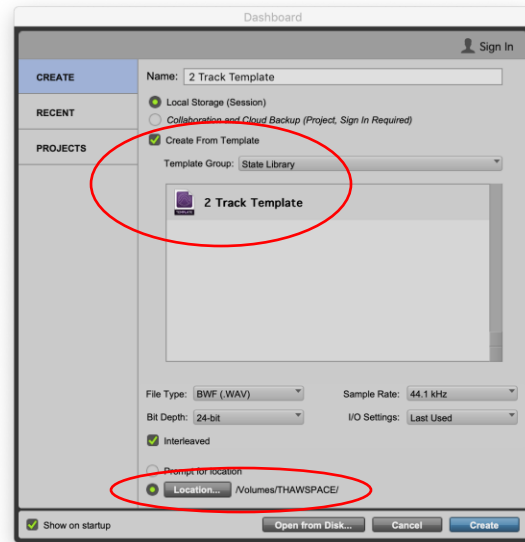
3

Launch Pro Tools



5

Create a new session from 2 track template and save session to 'THAWSPACE'



6

Record enable desired tracks



7

Set levels using the audio interface by pressing Mic/gain and adjusting the dials



8

Press record and play to start

