






ACTIVITY




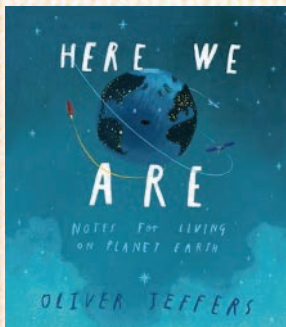

# PLANET EARTH

## YOU WILL NEED

-  Tracing paper
-  A circle template and paper for your Earth shape
-  Scissors
-  Coloured tissue paper or cellophane
-  Glue

## STEPS:

- 1** Use the circle template to draw a circle-shaped Earth on the tracing paper.
- 2** Stick tissue paper or cellophane onto your Earth shape to make the land and the oceans.
- 3** Put your Earth up against the window to see the light shine through.



BOOKS RELATED TO THIS ACTIVITY

- I heart the world*, by Tania McCartney
- Here we are*, by Oliver Jeffers
- The Earth book*, by Todd Parr