






ACTIVITY




MAKE A PAPER VOLCANO

YOU WILL NEED

-  Coloured A4 paper
-  Coloured tissue paper
-  Coloured cellophane
-  Glue
-  Scissors

STEPS:

- 1** 1. Use the coloured A4 paper as a background.
- 2** 2. Cut and tear shapes from the cellophane and tissue paper for the volcano and surrounding landscape.
- 3** 3. Glue on your shapes to make a volcano landscape collage.



Going to the volcano, written by Andy Stanton and illustrated by Miguel Ordóñez