

ACTIVITY



# MOUNTAINS




## YOU WILL NEED

- 1 piece of blue A5 paper
- Brown paper triangles
- Coloured paper for clouds and other decorations
- Green paper triangles
- Paper patty pan

## STEPS:

- 1 Use the blue paper as a background and stick on brown paper triangles to make mountains.
- 2 Cut out a sun, trees, hills and clouds from the coloured paper to complete your mountain scene.

*How tall are your mountains?*



BOOKS RELATED TO THIS ACTIVITY

*Balthazar the great*, by Kirsten Sims

*Shapes of Australia*, by Bronwyn Bancroft

*A lion in the night*, by Pamela Allen